

## Roller Options

### Soft Grip Plastic Handle

- Larger handle
- More comfortable
- Non-slip surface
- Double-end rollers available standard wood handle with cushion-grip sleeve




### Ergonomic Fork

- Requires less wrist bending to get to awkward areas
- More comfortable
- Available with double-end rollers



### Corner Tool

- Permanently embedded in handle, the steel corner tool is used to tuck spline in tight corners.



Everhard screen rollers are available in spline rollers, screen cloth rollers (convex), step edge, bevel, or flat. Available with steel and nylon wheels. Standard features include enclosed ball bearings, steel forks, 5" hardwood handle. Made in USA.

## Double-end Rollers - Steel



MR13291



MR13750

MODEL #	CONCAVE EDGE		ROUNDED EDGE		WEIGHT (LBS.)
	Diameter	Width	Diameter	Width	
<b>Steel Double-end Rollers</b>					
MR13520	1-1/2"	3/32"	2"	1/16"	0.500
MR13310	1-1/2"	1/8"	2-1/2"	1/16"	0.500
MR13291	1-1/2"	5/32"	2-1/2"	1/16"	0.500
MR13570	2"	3/32"	2"	1/16"	0.500
MR13290	2"	3/32"	2-1/2"	1/16"	0.540
MR13320	2"	1/8"	2"	1/16"	0.500
MR13300	2"	1/8"	2-1/2"	1/16"	0.560
MR13292	2"	5/32"	2-1/2"	1/16"	0.560
MR13293	3"	1/8"	3"	1/16"	0.560

MODEL #	CONCAVE EDGE		STEP EDGE			WEIGHT (LBS.)	
	Dia. (D)	Width (W)	Dia. (D)	Width (W)	Flat (F)		Step (S)
<b>Steel Double-end Rollers</b>							
MR13750	2"	3/32"	2"	1/16"	7/16"	3/16"	0.660

## Double-end Rollers - Nylon



MR12120



MR12180

MODEL #	CONCAVE EDGE		ROUNDED EDGE		WEIGHT (LBS.)
	Diameter	Width	Diameter	Width	
<b>Nylon Double-end Rollers</b>					
MR12110	2"	3/32"	2"	1/16"	0.375
MR12940	2"	3/32"	2"	3/32"	0.400
MR12155	2"	3/32"	2-1/2"	1/16"	0.400
MR12120	2"	1/8"	2"	3/32"	0.400
MR12130	2"	1/8"	2"	1/8"	0.380
MR12140	2"	1/8"	2-1/2"	1/16"	0.380
MR12150	2"	1/8"	2-1/2"	3/32"	0.380
MR12160	2-1/2"	1/16"	2-1/2"	1/16"	0.400

MODEL #	CONCAVE EDGE		FLAT ROLLER		WEIGHT (LBS.)
	Diameter	Width	Diameter	Width	
<b>Nylon Double-end Rollers</b>					
MR12180	2"	1/8"	2"	1-3/4"	0.760

## Screen Roller/Cutting Tools



MR13250



MR13460

MODEL #	WHEEL DIA. (D)	EDGE WIDTH (W)	EDGE/ROLLER Material	WEIGHT (LBS.)
<b>Screen Roller with Cloth Cutter</b>				
MR13240	2"	1/16"	Rounded/Steel	0.580
MR13250	2-1/2"	1/16"	Rounded/Steel	0.620
MR13800	2"	3/32"	Concave/Steel	0.590
MR13260	2"	1/8"	Concave/Steel	0.600
MR13270	2"	5/32"	Concave/Steel	0.620
<b>Screen Roller with Hawkbill Knife</b>				
MR13440	1-1/2"	3/32"	Concave/Steel	0.310
MR13690	1-1/2"	1/8"	Concave/Steel	0.350
MR13460	2"	3/32"	Concave/Steel	0.400
MR13470	2"	1/8"	Concave/Steel	0.420
MR12620	2"	3/32"	Concave/Nylon	0.350
MR12570	2"	1/8"	Concave/Nylon	0.360

## October 2009

## Screen Tools Catalog



Screen Rollers and Double-end Tools  
Steel or Nylon Wheels  
MADE IN USA

AVAILABLE WITH  
ERGONOMIC, SOFT GRIP HANDLES

# EVERHARD

QMS REGISTERED TO ISO 9001:2008

Everhard Products, Inc.  
Toll-free: 800-298-2832  
or 330-453-7786  
Toll-free Fax: 800-225-0984  
or 330-453-7449


[www.EverhardScreenTools.com](http://www.EverhardScreenTools.com)

## Spline Rollers



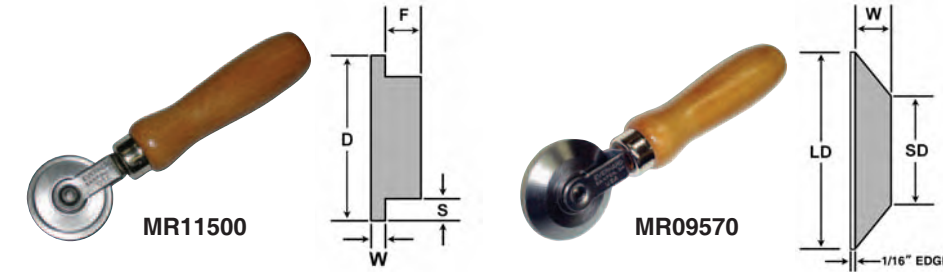
MODEL #	WHEEL DIA. (D)	EDGE WIDTH (W)	SPLINE SIZE	WEIGHT (LBS.)
<b>Steel Spline Rollers</b>				
MR07260	1-1/2"	3/32"	.115 - .145	0.313
MR07270	1-1/2"	1/8"	.150 - .180	0.344
MR07280	1-1/2"	5/32"	.185 - .215	0.313
MR07290	1-1/2"	3/16"	.220 - .260	0.320
MR07300	2"	3/32"	.115 - .145	0.375
MR07310	2"	1/8"	.150 - .180	0.375
MR07320	2"	5/32"	.185 - .215	0.375
MR07330	2"	3/16"	.220 - .260	0.375
<b>Nylon Spline Rollers</b>				
MR12000	2"	3/32"	.115 - .145	0.281
MR12010	2"	1/8"	.150 - .180	0.313
MR12020	2"	5/32"	.185 - .215	0.313
MR12030	2"	3/16"	.220 - .260	0.313
MR12790	2-1/2"	3/32"	.115 - .145	0.300
MR12800	2-1/2"	1/8"	.150 - .180	0.300
MR12810	2-1/2"	5/32"	.185 - .215	0.340

## Screen Cloth Rollers



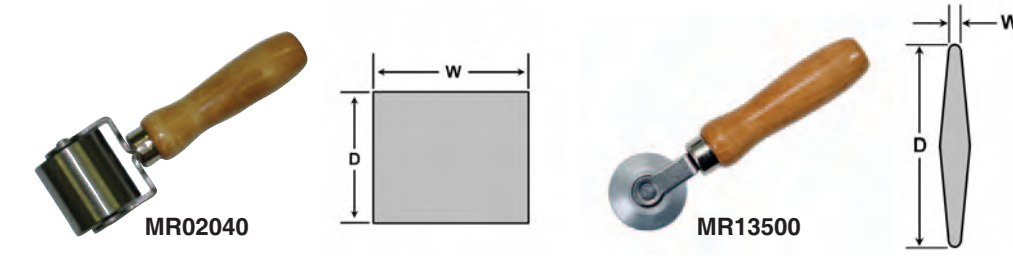
MODEL #	WHEEL DIA. (D)	EDGE WIDTH (W)	WEIGHT (LBS.)
<b>Steel Screen Cloth Rollers</b>			
MR08620	1-1/4"	1/16"	0.300
MR08570	1-1/2"	1/16"	0.300
MR08500	2"	1/16"	0.344
MR08510	2-1/2"	1/16"	0.375
MR08520	2-1/2"	3/32"	0.500
MR08530	2-1/2"	1/8"	0.469
MR08540	2-1/2"	5/32"	0.460
MR08550	2-1/2"	3/16"	0.460
<b>Nylon Screen Cloth Rollers</b>			
MR12040	2"	1/16"	0.281
MR12050	2"	3/32"	0.281
MR12060	2"	1/8"	0.300
MR12070	2"	5/32"	0.350
MR12080	2-1/2"	1/16"	0.300
MR12090	2-1/2"	3/32"	0.300
MR12100	2-1/2"	1/8"	0.340

## Step Rollers



MODEL #	WHEEL DIA. (D)	EDGE WIDTH (W)	FLAT AREA (F)	STEP (S)	WEIGHT (LBS.)
<b>Steel Step Edge Rollers</b>					
MR11500	2"	1/16"	7/16"	3/16"	0.531
MR11510	2"	1/8"	3/8"	3/16"	0.531
MR11520	2"	3/16"	5/16"	3/16"	0.500
MR11530	2"	1/16"	7/16"	1/4"	0.500
MR11540	2"	3/32"	13/32"	1/4"	0.469
MR11550	2-1/2"	1/16"	1/4"	3/16"	0.700
<b>Steel Beveled Rollers</b>					
MODEL #	LARGE DIA. (LD)	SHORT DIA. (SD)	WIDTH (W)	WEIGHT (LBS.)	
MR09570	2-1/4"	1-17/32"	1/4" (1/16" edge)	0.438	

## Miscellaneous Rollers



MODEL #	DESCRIPTION	WEIGHT (LBS.)
<b>Flat Rollers</b>		
MR02040	2" dia. x 2" wide, steel	1.813
MR05000	2" dia. x 2" wide, natural rubber	0.969
MR05050	2" dia. x 2" wide, urethane	0.750
MR12850	2" dia. x 1-1/2" wide, nylon	0.700
<b>"V" Rollers</b>		
MR12540	2" dia. x 7/16" wide nylon V roller, hub tapers to a 5/64" rounded edge	0.344
MR13500	2" dia. x 7/16" wide aluminum V roller, hub tapers to a 5/64" rounded edge	0.380



MODEL #	DESCRIPTION	WEIGHT (LBS.)
MR13990	Glazing tool, beveled nylon roller, 1-1/2" dia. x 3/4" wide, single offset fork	0.370